

ULM-54

Dinel®

ULTRASONIC LEVEL METER

For continuous non-contact water level measurement in outdoor applications - rivers, canals, sumps, liquid and slurry, pastes and bulk materials



HART
COMMUNICATION PROTOCOL



- Remote installation and communication via HART® protocol
- Variable installation thanks to the possibility of connection via lower or upper thread
- Intelligent numerical signal processing with the elimination of false reflections
- Connection using a two-wire cable
- Choice of connection using a standard cable gland or a gland for protective hoses
- High degree of protection IP68
- With the help of a horn adapter it is possible to increase the reception of the reflected echo and to measure problematic media (foaming levels, loose materials, etc.)

Technical specifications

Measuring range ¹⁾	ULM-54N-02	0,15 ... 2 m
	ULM-54N-06	0,25 ... 6 m
	ULM-54N-10	0,4 ... 10 m
Supply voltage	ULM-54N-__	18 ... 36 V DC
Output	ULM-54N-__-I	4 ... 20 mA, HART®
Accuracy (within the total range)		0,15 %
Temperature error		max. 0,04 % / K
Ambient temperature range	ULM-54N-02	-30 ... +70 °C
	ULM-54N-06	-30 ... +70 °C
	ULM-54N-10	-30 ... +60 °C
Max. operation overpressure (on transmission surface)		0,1 MPa
Protection class		IP68
Mechanical connection	ULM-54N-02	screwing with thread G 1" (upper or lower threads)
	ULM-54N-06	screwing with thread G 1½" and upper thread G 1"
	ULM-54N-10	screwing with thread G 2¼" and upper thread G 1"
Recommended cable	ULM-54N-__-I	PVC 2 x 0,75 mm ²
Material of housing		All-plastic PP design with PVDF transmitter

1) In case the level of bulk-solid materials is measured, the measurement range is reduced.

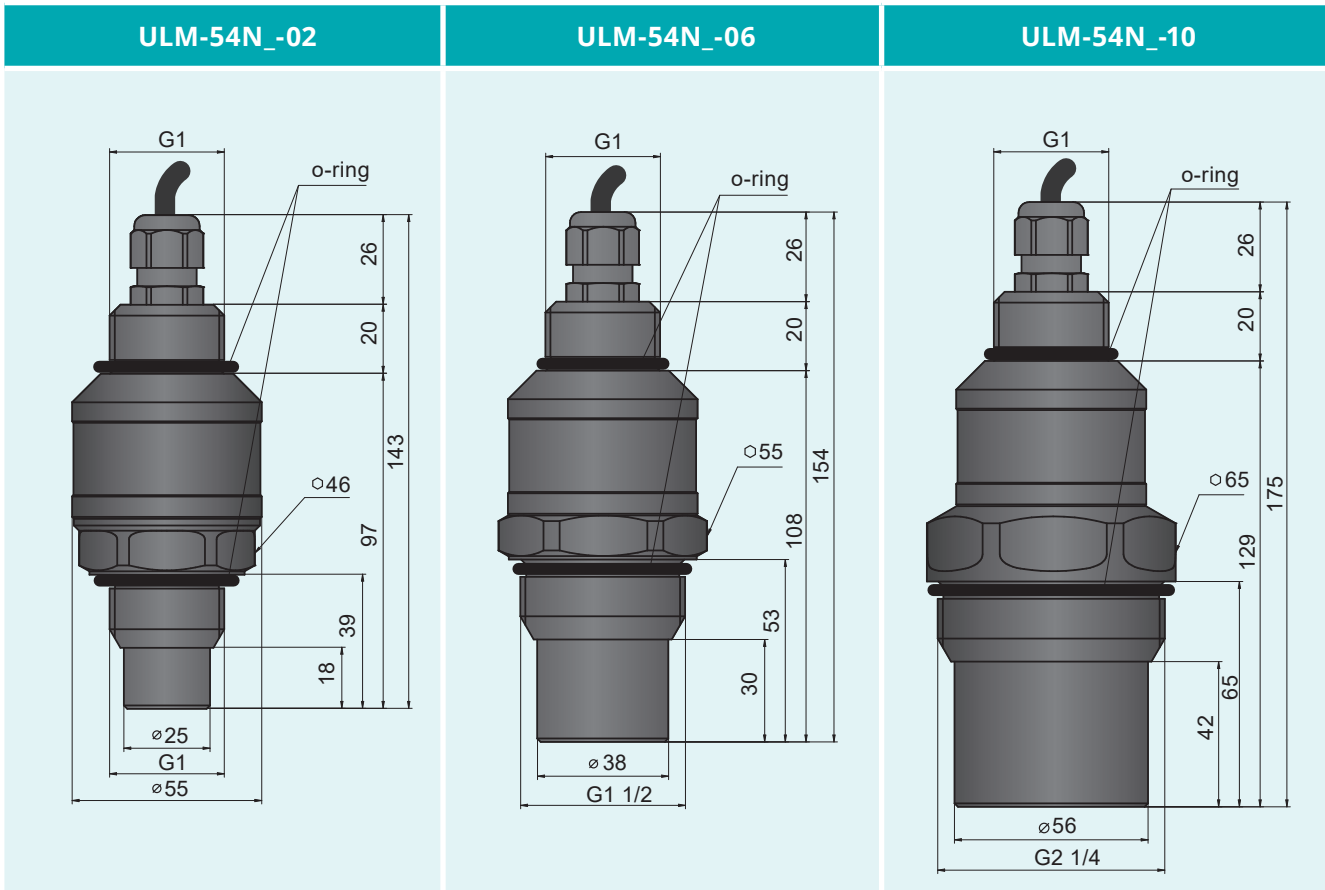
BASIC FEATURES AND VARIANTS

For continuous non-contact measurement of water level in outdoor applications (rivers, canals, cisterns), liquid and slurry, pastes and bulk materials in open cisterns, containers, etc.

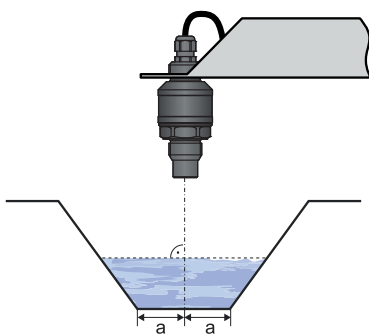
VARIANTS

name	measuring range
ULM-54N-02	0,15 m - 2 m
ULM-54N-06	0,25 m - 6 m
ULM-54N-10	0,4 m - 10 m

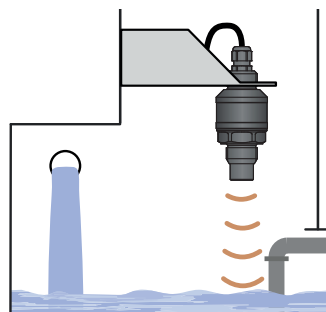
DIMENSIONS



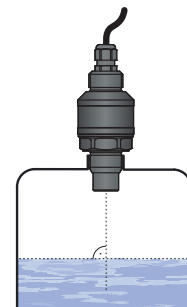
USE



Installation in the trough

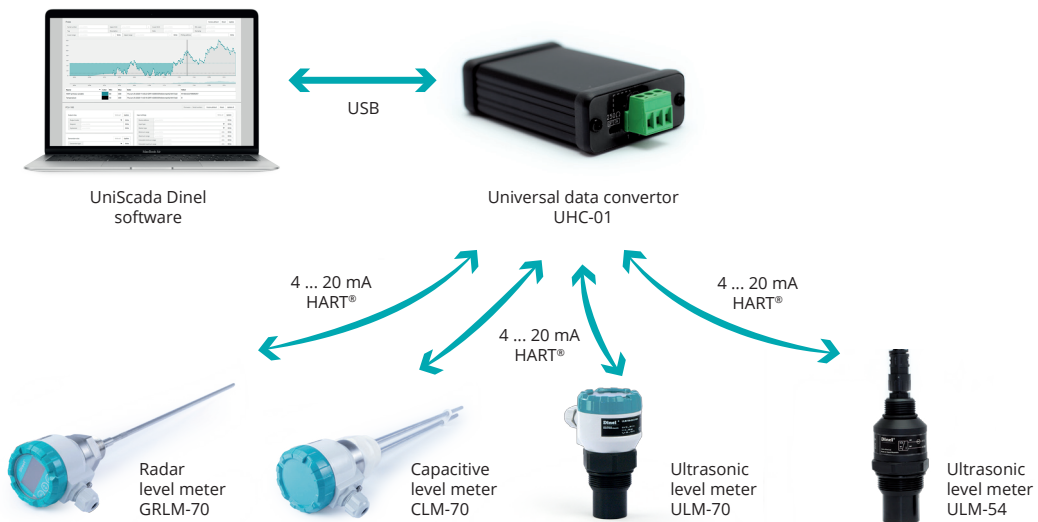
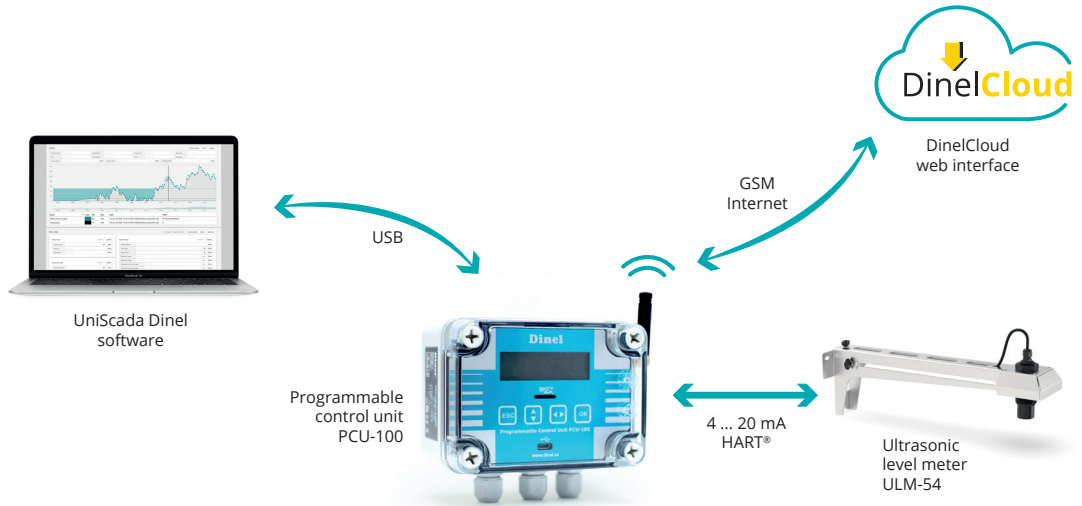


Recommended installation of the ULM-54 level meter in the tank via the upper thread



Recommended installation of the ULM-54 level meter in the tank using the bottom thread

CONNECTION SYSTEM



ORDER CODE

ULM-54

PERFORMANCE

N non-explosive areas

MAXIMUM RANGE

02	0,15 ... 2 m
06	0,25 ... 6 m
10	0,4 ... 10 m

PROCESS CONNECTION

G pipe thread G

TYP VÝSTUPU

I proudový

TYPE OF ELECTRICAL CONNECTION

- B** standard plastic cable gland
- H** plastic cable gland for protective hose

CABLE

K cable length in m

ULM-54 N - 06 - G - I - B - K 5

EXAMPLE OF CODING

ACCESSORIES

Telescopic bracket	at extra cost	VKD	
2x seals (o-ring)	included in the price		
Universal USB to HART® converter	at extra cost	UHC-01	
Horn adapter	at extra cost	ST-G 1 ST-G 1½ ST-G 2¼	
Plastic fixing nuts	at extra cost	PUM-G 1 PUM-G 1½ PUM-G 2¼	
Weld flanges stainless steel (NN) or carbon steel (ON)	at extra cost	NN-G1 ON-G1 NN-G1½ ON-G1½	
protecting hose (for H cable gland)	at extra cost		

Dinel, s.r.o.
 U Tescomy 249, 760 01 Zlín, Czech Republic
 tel.: +420 577 002 003
 email: sale@dinel.cz

www.dinel.cz

version:
11/2024

